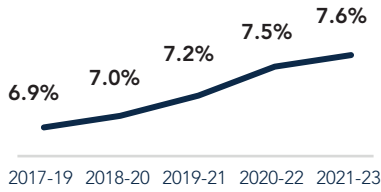




What are the needs in our community?

Low Birthweight

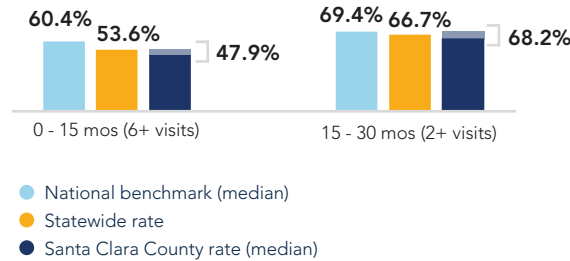


The percentage of Santa Clara County children born at a low birthweight has **increased to 7.6%**, and is **higher than the statewide average** (7.4% in 2021-2023).¹

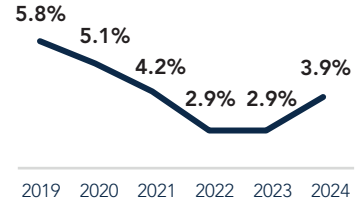
Healthcare Access

38% of families report **access to health providers as the most important concern** in raising young children.²

Rates of well-child visits in the first 30 months of life for Santa Clara County are **below the national median**.³



Child Maltreatment



The **rate of substantiated child maltreatment** per 1000 children ages 0-5 years old has **decreased over time** to 3.9%, and is **lower than the rate statewide** (7.9% in 2024).⁴

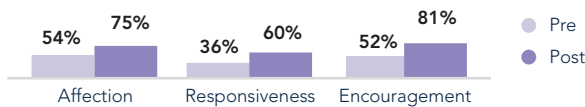
How is FIRST 5 Santa Clara County responding?

Home Visiting

FIRST 5 is engaging in a five-year Home Visiting Collaborative grant from First 5 California to develop a coordinated approach to delivering home visiting services. In 2024-2025, the collaborative engaged 14 programs across 7 agencies and 152 home visitors. There were 3,416 children receiving services in these home visiting programs. This year, FIRST 5 supported ParentChild+ in serving:

193 families who each received an average of **52 home visits**.

Parents **strengthened the quality of their parent-child interactions** as seen by the percentage who were rated to be above average on the PICCOLO assessment.⁵



Expansion Feasibility Study

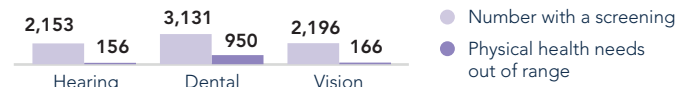
FIRST 5 completed a study for the expansion and sustainability of home visiting services with input from families, providers, and program leadership. The report includes a description of current home visiting programs in Santa Clara County and an interactive map of where families are served. Recommendations from the study included the following:

- **Sustain county investment** in home visiting programs and ensure cost of living increases, leverage new Medi-Cal benefits, and identify sustainable funding for the HV Collaborative.
- **Enhance professional development opportunities** for the home visiting workforce, and **improve access** for families through a No Wrong Door approach.
- **Expand programs** by increasing funding in high-risk ZIP codes, and establishing a targeted universal short-term newborn home visiting program.⁶

Healthy Development Screenings

FIRST 5 funded physical and developmental health screenings for young children in Family Resource Centers, early learning centers, and other community settings.

The Healthier Kids Foundation conducted **7,480 physical health screenings** and offered connection to early intervention services as appropriate. **95% of children with an identified unmet need received a referral** to a medical home, dental home, or Community Supports program.⁷



Support for court-impacted families

FIRST 5's Stronger Systems, Stronger Families (SSSF) initiative funds efforts to support court-impacted families and young children through its Critical Gaps strategy.

- **Child Advocates of Silicon Valley** pairs children under six in the dependency system with a trusted adult to act as an advocate, mentor, and voice to support child development and family transitions.
- **Gardner Health Services** assists families in meeting their court mandates, referrals, and needs. Through FIRST 5's support, they have maintained an in-person presence in Family Court while also meeting families in the community to address immediate needs and stressors.
- **Healthy Families, Happy Families** provides free supervised visitation services and support groups, allowing court-impacted noncustodial parents to maintain contact with their young children.

1. California Department of Public Health; Maternal, Child, and Adolescent Dashboard
 2. FIRST 5 Santa Clara County 2023 F5 Parent and Caregiver Survey
 3. California Department of Health Care Services 2024 Preventative Services Report
 4. University of California at Berkeley, California Child Welfare Indicators Project, 2025, Child Maltreatment Substantiation Rates

5. FIRST 5 Santa Clara County ParentChild+ Demographics Data + PICCOLO Assessment Results Reports
 7. FIRST 5 Santa Clara County Feasibility Study for the Expansion of Home Visiting Services for Children, 2024